

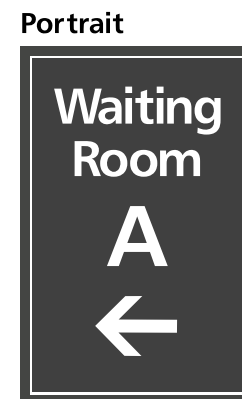

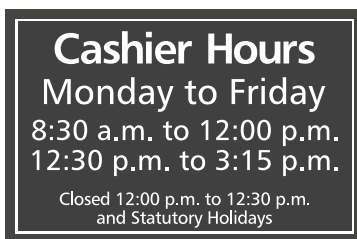
Type: 6
Overall Size: 8" X 36" Bulkhead or Hanging
Function: Directional, Department Entrance



Type: 6L
Overall Size: 8" X 48" Bulkhead or Hanging
Function: Directional, Department Entrance



Type: 5 Changeable Message on Insert
Overall Size: 12" x 18" (Landscape) or 18" x 12" (Portrait)
Function: Policies, Information, Direction



Type: 5S Changeable
Overall Size: 9.25" x 11.75"
Function: Policies and Information



Type: 9
Overall Size: 25" X 18"
Function: Directory For 15

Queen's Park Care Centre

Main Floor	Administration, Foundation	→
	Cafeteria	→
	Elevators	→
	Reception, Cashier	→
	Volunteer Services	→
	Day Health, Day Hospital	←
	Blue Room	←
2nd Floor	Residential	→
3rd Floor	Geriatric Services Clinic	→
	GEM	→
	Hospice Unit	→
	Subacute	→
	Residential	→

fraserhealth Better health. Best in health care.

Type: 10
Overall Size: 28" X 18"
Function: Directory For 10

3rd Floor

Peritoneal Dialysis	↑
Renal Unit (Hemodialysis)	↑
Paediatrics	↓
High Risk Obstetrics	↓
Diabetes in Pregnancy	↓
Antepartum Assessment Clinic	↓
3E Maternity	↓

fraserhealth Better health. Best in health care.

Type: 8
Overall Size: 12" X 18"
Function: Directory For 5

fraserhealth	
Business Partnerships	3
Facilities Planning and Real Estate	3
Finance, Business and Client Services	2
Finance, Business and Client Services, Contracts	3

Type: V
Overall Size: Depends on Text
Function: Department, Clinic, Program Entrance

Welcome to
Medical Imaging



fraserhealth
 Better health. Best in health care.