




Type: LH1
(1 Letter Holder)
Overall Size:
11.5" X 9.5"



Type: LH2 (2 Letter Holder)
Overall Size: 14" X 20"
Function: Display Meeting Agendas,
Schedules, Information



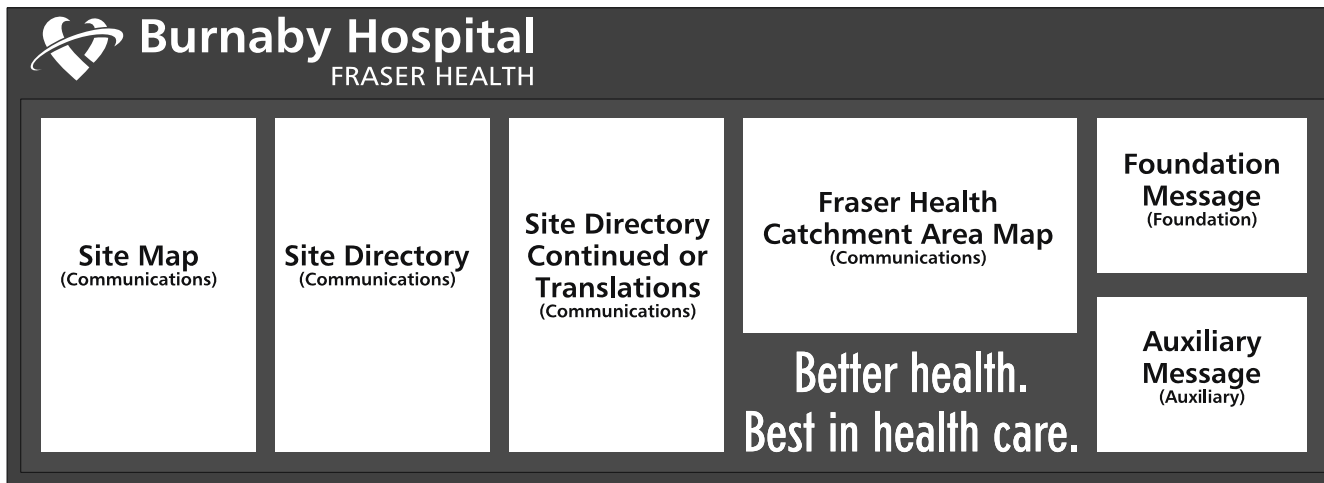
Type: LH3 (3 Letter Holder)
Overall Size: 14" X 30"
Function: Display Meeting Agendas, Schedules.
Thumb notch for easy removal of 8.5" x 11" paper



Type: LHH3 (3 Letter Holder with Heading)
Overall Size: 16" X 30"
Function: Display Meeting Agendas, Room Schedules
Thumb notch for easy removal of 8.5" x 11" paper.



Type: EDB (Elevator Directory Board)
Overall Size: 24" X 67"
Function: Site Directory, Visiting Hours, Foundation, Volunteer and Auxiliary Messages.
For elevators and key junctions to help direct and orient visitors and staff.



Type: 6W (Welcome Sign)
Overall Size: 36" X 24"
Function: Welcome and Inform Patients



Type: VE
Overall Size:
Depends on Text
Function: Exterior
Identification of Clinics,
Programs and Services
at Community and
Acute Care Sites.

